

# Plastic Case



**INSTRUCTION MANUAL**

# Contents

<b>1-Introduction.....</b>	<b>01</b>
<b>2-Packaging contents.....</b>	<b>01</b>
<b>3-Installation.....</b>	<b>01</b>
<b>4-Instructions for use.....</b>	<b>02</b>
<b>5-Troubleshooting.....</b>	<b>02</b>
<b>6-Maintenance and cleaning.....</b>	<b>03</b>
<b>7-Technical specifications.....</b>	<b>03</b>
<b>8-Symbols.....</b>	<b>03</b>
<b>9-Warranty term and technical support.....</b>	<b>04</b>
<b>10-Authorized technical support.....</b>	<b>05</b>
<b>11-Authorized representative in Europe.....</b>	<b>05</b>

# Introduction

Thank you for choosing a Bio-Art product.

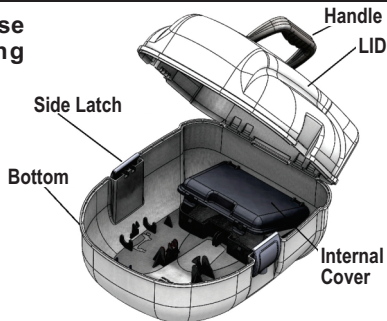
The plastic case of the articulator was developed exclusively to house and protect Bio-Art's Articulators and face-bows. Its design aims to ensure integrity and precision of this equipment during transport and storage.

The entire case is injected in Polypropylene, thus ensuring product precision, safety and quality.

## 2 Packaging Contents


**The assembled plastic case consists of the following items:**

- 01 - Handle
- 01 - Lid
- 02 - Side latches
- 01 - Bottom
- 01 - Internal Cover



## 3 Internal placement

The internal placement of articulators and accessories is intuitive with orientation figures stamped on the inner surfaces of the bottom and the lid. For better understanding, please refer to the images below.



## 4 Instructions for use

Even with the protection that the plastic case offers to the equipment properly housed in its interior, some care in the handling must be observed:

1. Upon closing the case, make sure that the two side latches are securely locked;
2. When carrying the case, always hold the handle with the case in the horizontal position and make sure that the internal contents are well housed and locked with the case internal locks and holders, designed for this purpose;
3. Avoid dropping and do not expose the case to direct sunlight or high temperature;
4. The plastic case is not waterproof; it only offers protection against splashing water;
5. Do not use the case for any purpose other than the intended purpose.

## 5 Troubleshooting

PROBLEMS	POSSIBLE CAUSE	SOLUTION
The case does not close properly and the side latches cannot be locked.	Equipment poorly housed internally.	Check the internal placement of the objects and close the cover making sure that it fits freely in the bottom of the case.
The side latches lock, but they open very easily.	The side latch is defective or damaged.	Contact Authorized Technical Support.
	Case cover or bottom are damaged.	Contact Authorized Technical Support.
Handle is detached from the case.	Pins securing the handle are broken.	Contact Authorized Technical Support for handle replacement.

## 6 Maintenance and cleaning

1-No maintenance should be performed by the user. Always seek Authorized Technical Support;

2-For cleaning, do not use solvents, detergents or chemicals, use only a slightly damp soft cloth;

3-Do not use metal or sharp objects to clean any part;



**Caution:**

Avoid exposing the case to sunlight or artificial light; under these conditions, the white color will change after a period of time.

## 7 Technical specifications





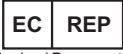






- All plastic parts of the case, including the side latches and the carrying handle, are injected in recyclable Polypropylene (PP);

- The carrying handle consists of two overlapping parts fixed to each other by three zinc-plated steel screws;

- The side latch consists of two plastic parts attached by a metal brass shaft.

- Mounted case weight: 0.600 Kg

## 8 Symbols

 <i>See instructions for use</i>	 <i>Warning!</i>	 <i>Serial number</i>	 <i>Model code</i>
 <i>Authorized Representative in the European Community</i>	 <i>Date of manufacture</i>	 <i>Manufacturer</i>	 <i>Store in dry place</i>
 <i>This side up</i>	 <i>Fragile</i>	 <i>Maximum stacking</i>	

## 9 Warranty term and technical support

BIO-ART Equipamentos Odontológicos Ltda. grants a warranty of 1 (one) year for this product, counted from the date of purchase. This warranty covers any and all manufacturing defects and is provided by repairing the device subject to the following requirements:

- The product has been used properly, according to the instructions described in the instruction manual;
- The claim is accompanied by the respective Purchase Invoice and filed within the warranty period, followed by a report describing the defect and serial number of the product;
- The product is used, transported and stored with care;
- The cost for transportation (round trip) is borne by the customer.

### **Warranty limitations:**

- Natural wear of parts;
- Misuse, dropping or accidents;
- Improper transport;
- Repair by unauthorized persons;
- Use in disregard of the characteristics and purposes of the product;
- Wear due to exposure to adverse conditions (humidity, cold and intense heat);
- Damage due to lack of cleaning or maintenance with improper products;

**In case of further questions, please consult the manufacturer:**



BIO-ART EQUIPAMENTOS ODONTOLÓGICOS LTDA  
Rua Teotônio Vilela, 120 - Jardim Tangará  
CEP 13568-000 - São Carlos - SP - Brasil  
Tel. +55 (16) 3371-6502  
CNPJ 58.538.372/0001-56 - Insc. Estadual 637.034.447.113  
[www.bioart.com.br](http://www.bioart.com.br)

## IO Authorized technical support

For your safety, the technical support for this product must be performed by authorized persons/companies. Find an Authorized Service Center on our website:

[www.bioart.com.br](http://www.bioart.com.br)

## II Authorized representative in Europe



Obelis s.a.  
Boulevard Général Wahis 53  
1030 Brussels, BELGIUM  
Tel: +(32) 2.732.59.54  
Fax: +(32) 2.732.60.03  
E-mail: [mail@obelis.net](mailto:mail@obelis.net)

Rev: CMAN2241 - Set/2018



Rua Teotônio Vilela, 120 - Jardim Tangará - CEP 13568-000  
São Carlos (SP) - Brasil - Tel. +55 (16) 3371-6502  
[www.bioart.com.br](http://www.bioart.com.br) - [facebook.com/bioartequipamentos](https://www.facebook.com/bioartequipamentos)