

Adjustable

Incisal Table



 **bio·art**
intelligent solutions

CE

INSTRUCTION MANUAL

Contents

1-Introduction.....	01
2-Packaging contents.....	01
3-Installation.....	01
4-Instructions for use.....	01
5-Troubleshooting.....	02
6-Maintenance and cleaning.....	02
7-Technical specifications.....	02
8-Symbols.....	03
9-Warranty term and technical support.....	03
10-Authorized technical support.....	04
11-Authorized representative in Europe.....	04


Introduction

Thank you for choosing a Bio-Art product. The Adjustable Incisal Table was designed by Bio-Art to be used in its articulators in specific works with the technique recommended by each professional. It is built with injected aluminum and superficially nickel-plated, ensuring protection against oxidation and hardness. In the event of any serious incident occurring in relation to the device, the user and/or patient must notify Bio-Art Dental Equipment and the competent authority in their country.

2 Packaging Contents

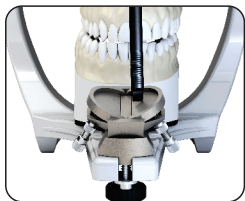
01 Adjustable Incisal Table with knob

01 2.5mm hex key and Instruction Manual



3 Installation

Remove the standard (acrylic) Incisal Table from the articulator and install the Adjustable Incisal Table in the same place, as shown below.



4 Instructions for use

The Adjustable Incisal Table is used with the articulator for balanced occlusion of teeth, allowing adjustment of the anterior guide through its lateral borders and adjustable anteroposterior plane.



Note: This manual contains only the basic and simplified information regarding the product, which does not replace proper course and training. The Adjustable Incisal Table is a product intended for use only by specially qualified professionals in the area, who are fully responsible for the technique used.

5 Troubleshooting

PROBLEMAS	POSSÍVEL CAUSA	SOLUÇÃO
Instability in attaching the Adjustable Incisal Table to the Articulator.	Residues or dirt on the lower frame or on the support surface of the Table.	Before securing the Table, always clean the support surface and the lower frame of the Articulator.
Difficulties in movement of the rotating parts of the Adjustable Incisal Table.	Damaged screws or accumulation of residues on rotating parts.	Keep the rotating parts always clean. Replace the damaged screws and please contact Bio-Art's Authorized Technical Support.

6 Maintenance and cleaning

1. For cleaning, use a soft brush and a clean cloth moistened with 70% alcohol and do not use solvents, detergents or chemicals;
2. Do not use metal or sharp objects to clean any part, if necessary use only a plastic spatula;
3. Do not exposure the Adjustable Incisal Table to high temperatures or excessive humidity.
4. For any maintenance, always seek Bio-Art's authorized Technical Support.

7 Technical specifications













Main materials used in the manufacture of the Adjustable Incisal Table:

Table set: aluminum with anodized surface finish, carbon steel springs.

Locking screw. PA-injected brass insert handle;
 Movements of lateral jaws: 40 degrees maximum;
 Rotating movement on the table: 0 to 10 degrees, 0 to 30 degrees;

Weight: 50 grams.

8 Symbols

 <i>See instructions for use</i>	 <i>Warning!</i>	 <i>Serial number</i>	 <i>Model code</i>
 <i>Authorized Representative in the European Community</i>	 <i>Date of manufacture</i>	 <i>Manufacturer</i>	 <i>Store in dry place</i>
 <i>This side up</i>	 <i>Fragile</i>	 <i>Maximum stacking</i>	 <i>Medical Device</i>

9 Warranty term and technical support

BIO-ART Equipamentos Odontológicos Ltda. grants a warranty of 1 (one) year for this product, counted from the date of purchase. This warranty covers any and all manufacturing defects and is provided by repairing the device subject to the following requirements:

- The product has been used properly, according to the instructions described in the instruction manual;
- The claim is accompanied by the respective Purchase Invoice and filed within the warranty period, followed by a report describing the defect and serial number of the product;
- The product is used, transported and stored with care;
- The cost for transportation (round trip) is borne by the customer.

Warranty limitations:

- Natural wear of parts;
- Misuse, dropping or accidents;
- Improper transport;
- Repair by unauthorized persons;
- Use in disregard of the characteristics and purposes of the product;
- Wear due to exposure to adverse conditions (humidity, cold and intense heat);
- Damage due to lack of cleaning or maintenance with improper products;

In case of further questions, please consult the manufacturer:



BIO-ART EQUIPAMENTOS ODONTOLÓGICOS LTDA
Rua Teotônio Vilela, 120 - Jardim Tangará
CEP 13568-000 - São Carlos - SP - Brasil
Tel. +55 (16) 3371-6502
CNPJ 58.538.372/0001-56 - Insc. Estadual 637.034.447.113
www.bioart.com.br

IO Authorized technical support

For your safety, the technical support for this product must be performed by authorized persons/companies. Find an Authorized Service Center on our website:

www.bioart.com.br

II Authorized representative in Europe



Obelis s.a.
Boulevard Général Wahis 53
1030 Brussels, BELGIUM
Tel: +(32) 2.732.59.54
Fax: +(32) 2.732.60.03
E-mail: mail@obelis.net



**Rua Teotônio Vilela, 120 - Jardim Tangará - CEP 13568-000
São Carlos (SP) - Brasil - Tel. +55 (16) 3371-6502
www.bioart.com.br - facebook.com/bioartequipamentos**
