

Technical Instructions Manual

Magnifying Lens



bio·art
www.bioart.com.br

CE



1 - INTRODUCTION

The Bio-Art Magnifying Lens is an optical instrument developed to amplify images in order to facilitate visualization and improve the performance of the professional in technical procedures. Its main characteristics are: ergonomics, lightness and practicality. Its lenses comply with the international standards of quality, ensuring excellent visual performance. In the event of any serious incident occurring in relation to the device, the user and/or patient must notify Bio-Art Dental Equipment and the competent authority in their country.



Please read the instructions contained in this manual before using the equipment.

2 - TECHNICAL SPECIFICATIONS

Material:

Lenses 2.5x and 3.5x.....	CR39
Lens frame.....	ABS
Magnifying lens strap.....	PP strap coated with PVC film
Strap fastener	Velcro
Moving mechanism	Chromed brass rivets
Degrees of magnification: 2.5x or 3.5x	

Dimensions:

(LxWxH) 16.0 x 25.0 x 3.5cm
Pack dimensions: (LxWxH) 16.5 x 25.5 x 3.5cm
Weight: Without pack.....70 g
With pack.....150 g

3 - PACK CONTENT

1 Magnifying lens and 1 Instructions manual.

4 - INSTRUCTIONS FOR USE

Bio-Art Magnifying Lens is an extremely simple to use instrument. Release the strap velcro and adjust it on the forehead, fixing again with the velcro until it is safe and comfortable (figure 1). Then move the frame vertically to place the lenses in front of the eyes as shown in figure 2, and in order to adjust the focus move the head closer or away from the visualized object until the increased image is clear.

Note: The focal length of the object in relation to the lens in order to obtain an increased and clear image is directly related to the degree of magnification of the lens used in the magnifying lens.

The higher the degree of magnification of the magnifying lens, the closer it should be to the object in order to obtain an increased and clear image.



closing the velcro



positioning in front of the eyes

5 - SAFETY PRECAUTIONS

- Using the magnifying lens, never direct the eyes against any source of bright light (e.g.: sun, reflectors, etc.), with risk of serious visual damage to the user.
- Never remove the lens from the frame because this can damage the magnifying lens frame.
- In case of damages on the lenses, frame or moving parts of the magnifying lens, only use original Bio-Art parts through the authorized technical assistance; therefore, the optical quality guarantee of the product will be preserved.
- Give preference to the individual use of the magnifying lens to avoid possible cross, ophthalmic or dermatological contamination.
- The use of the magnifying lenses should be performed only upon requirement of certain work characteristics. Continued and indiscriminate use can cause habit, so always consult your ophthalmologist in case your job requires prolonged use of some sort of magnifying lenses.

6 - MAINTENANCE AND CLEANING

- The cleaning routine of the lenses should be with soft paper towels for optical use.
- When necessary, the magnifying lens should be washed exclusively with water and neutral detergent, without removing the lenses from the frame and without using any type of sponge.
- Use alcohol 70% in small quantity for disinfection.

7 - SPECIAL STORAGE CONDITIONS

- When not in use, keep the magnifying lens in a dry and dust-free place, away from chemical products and sources of heat or sunlight and with the lenses protected by paper towel or soft tissue.
- Whenever possible, keep the magnifying lens in its original pack.








8 - TROUBLESHOOTING

PROBLEM	POSSIBLE CAUSE	SOLUTION / SUGGESTIONS
Vertical movements of the frame with unstable balance.	Loose rivet.	Contact the authorized technical assistance.



Broken frame.	Incorrect handling. Attempt or removal of the lenses from the frame.	Contact the authorized technical assistance. Note: Never remove the lens from the frame.
Scratches on the lenses.	Inappropriate cleaning.	Contact the authorized technical assistance to replace the lenses. Note: To avoid scratches on the lenses, use soft paper towels for optical use to clean.
Yellowed frame and and/or strap.	Action of ultraviolet rays.	Contact the authorized technical assistance to replace the frame or strap. Note: Always keep the magnifying lens away from sources of heat or sunlight.

9 - SYMBOLOGY

 Consult instructions for use	 Lot code	 Catalog number	<table border="1"> <tr> <td>EC</td> <td>REP</td> </tr> <tr> <td colspan="2">Authorized representative in the European Community</td> </tr> </table>	EC	REP	Authorized representative in the European Community		 Date of manufacture	 Manufacturer	 Caution, consult accompanying documents	 Medical Device
EC	REP										
Authorized representative in the European Community											

10 - WARRANTY TERM AND TECHNICAL ASSISTANCE

Bio-Art Equipamentos Odontológicos Ltda., grants 1 year warranty, starting from the date of the device purchase (invoice). The warranty is carried out exclusively by the authorized distributor and includes any manufacturing defect, being provided through the repairing of the product and subjected to the following requirements:



- That the product has been used correctly in accordance with the instructions described in the user manual;
- The claim is followed by the invoice and registered within the warranty period, accompanying a report with description of the damage and product serial number;
- The product is handled, transported and stored with care;
- The costs of transport (from and to) is paid by the customer;

Warranty limitations:

- Natural wears and tear of parts;
- Misuse, falls or accidents;
- Inadequate transportation;
- Repair by unauthorized person;
- Use in disagreement with the features and purposes of the device;
- Wear from exposure to adverse conditions (humidity, cold and heat);
- Damage from lack of cleaning or maintenance with inappropriate products.

In case of doubt, contact the manufacturer:



BIO-ART EQUIPAMENTOS ODONTOLÓGICOS LTDA.

Rua Teotônio Vilela, 120 - Jardim Tangará - CEP 13568-000 - São Carlos - SP - Brasil
 Tel. +55 (16) 3371-6502 - Fax +55 (16) 3372-5953 - www.bioart.com.br
 CNPJ 58.538.372/0001-56 - Insc. Estadual 637.034.447.113

For other countries, the warranty is provided only by the authorized distributor (legal importer).

11 - AUTHORIZED REPRESENTATIVE IN EUROPE



Obelis s.a.

Boulevard Général Wahis 53 - 1030 Brussels, BELGIUM
 Tel: +(32) 2.732.59.54 - Fax: +(32) 2.732.60.03
 E-mail: mail@obelis.net

The information in this manual is subject to changes that may be made without notice.

12 - AUTHORIZED TECHNICAL ASSISTANCE

For your safety, the technical assistance of this product should be executed by authorized persons/companies. Consult our site for Authorized Technical Assistance centers: www.bioart.com.br



Rua Teotônio Vilela, 120 - Jd. Tangará - CEP 13568-000 - São Carlos/SP

Tel. +55 (16) 3371.6502 - Fax +55 (16) 3372.5953

www.bioart.com.br | E-mail: bioart@bioart.com.br